





YEAR 3 Autumn 1 Planning- All changes made are highlighted in yellow.

 Special Events	RE Day <i>*select benchmarking</i>	Meet the teacher across the week	Democracy Day (assembly - launch KS2 school council elections)	KS2 In class assembly: children's school council speeches 27.09: Science Museum trip	5 th Oct- National Poetry Day (<i>drop down day</i>) KS2 School Council Voting (no assemblies)	<i>Wellbeing Week</i>	*Friday 20th Non Uniform Day - school fundraiser 17.10: Snowdrops trip to Library Writing moderation day WK 1-6 provide work (moved from week 7)
	Week 1 6.9.23	Week 2 11.9.23	Week 3 18.9.23	Week 4 25.9.23	Week 5 2.10.23	Week 6 9.10.23	Week 7 16.10.23
Standard of the week	<i>Behave sensibly and safely around the school</i>	<i>Always be in control of your own behaviour</i>	<i>Treat all property with respect</i>	<i>Be kind and help others</i>	<i>Treat yourself and others with respect</i>	<i>Achieve your best at all times</i>	<i>Respond to an instruction straight away</i>
Maths	Place Value 1. represent numbers to 100 2. partition numbers to 100 3. number line to 100 4. hundreds	Place Value 1. Represent to 1,000 2. partition numbers to 1,000 3. flexible partitioning 4. Hundreds, tens, ones	Place Value 1. Find 1.10.0r 100 more or less 2. Number line to 1,000 3. Estimate on a number line 4. compare numbers	Addition & Subtraction 1. Apply number bonds within 10 2. Add and subtract 1s 3. Add subtract 10s 4. Add subtract 100s	Addition & Subtraction 1. Spot the pattern 2. Add 1s across 10 3. Add 10s across 100 4. Subtract 1s across 10	Addition & Subtraction 1. Subtract 01 across 100 2. Making connections 3. add two numbers 9 (no exchange) 4. subtract two numbers (no exchange)	Addition & Subtraction (Carry over one more week into Autumn 2) 1. Add two numbers (across a 10) 2. Add two numbers (across a 100) 3. Subtract two numbers (across a 10) 4. Subtract two numbers (across a 100)
Literacy GPS	Baseline Task: Write about the picture 2 days Focus: Nouns and pronouns	Short burst: Posters (Amazon Rainforest) 1. Features of a poster 2. Research and notes 3. Plan a poster 4. Create a poster Focus:	Narrative: The Great Kapok Tree 1. Visualisation 2. Word bank/colourful semantics and describing the rainforest.	Narrative: The Great Kapok Tree 1. Beginning 2. Middle 3. End 4. Edit Focus: Suffixes: -ly	Narrative: The King Who Banned the Dark 1. Response to an Illustration? Immersion(debate)	Narrative: The King Who Banned the Dark 1. Beginning 2. Middle 3. End	Short burst: Posters (Light/saving electricity) 1. Features of a poster 2. Research and notes 3. Plan a poster 4. Create a poster Focus:

		Verbs	3. Read aloud and freeze frame. 4. Story map. Focus: Consonants and vowels	Powerful verbs Use of pronouns in place of character names Alternative verbs to said e.g. claimed, guessed, answered	2. Character Understanding (story seekers?) adjectives Role-play & Drama 3. Story map 4. class word bank/colourful semantics Focus: Adverbial phrases used as a 'where', 'when' or 'how' starter (fronted adverbials)	Poetry day: Book A Great Big Cuddle Perform a poem in groups. Focus: Adverbial phrases used as a 'where', 'when' or 'how' starter (fronted adverbials)	Verbs
Vocabulary	Landmarks Rainforest	Sketching Wild	Physical Trade	Reflection Light	Shadows Transparent	Patterns Observe	Mapping Changes
Reading Skill	General skills and stems	Predicting	Clarifying	Inferring	Summarising	Questioning	Making connections
Class Reader	General skills and stems	Mr Gum	Mr Gum	Mr Gum	Mr Gum	Mr Gum	Mr Gum
Science/CC	Brazil & the Amazon Rainforest			Light- Science – If possible, create a dark room to go in.			Big Draw- Mapping skills(Trip)
RE Day: Creative: sketching	Lesson 1 Travel Agent: Discover Brazil and South American countries - Map work where is Brazil Live worksheets Build Brazil - decorate classroom to make a rainforest posters Lesson 2 Sketch landmarks rainforest	Lesson 1 What is a rainforest tables: Rainsticks Shaving foam rainclouds Make binoculars Animal craft handprint toucans 	Lesson 1 The River Amazon journey - 3D image to include the physical features of Brazil.  Lesson 2 How do humans use the rainforest trade links - logging food minerals water	Recognise that light is needed in order to see things and that dark is the absence of light. Notice that light is reflected from surfaces. Lesson 1- trip Speech bubbles, Photos Lesson 2- what happens to light reflection stop penetrate	Lesson 1 Does my shadow change throughout the day? outside lesson Recognise that light from the sun can be dangerous and that there are ways to protect their eyes. Lesson 2- opaque, translucent, transparent stained glass containers shadow puppets	Find patterns in the way that the size of shadows change. Lesson 1 Make rainbows Lesson 2- Art lesson- Shadow and light-source.  Use a torch in the classroom http://sciencewows.ie/blog/tag/light-	The Big Draw Mapping Skills Day Walking trip of local area including the canal- Lock by Broadway market- Black History Month


Christ the Redeemer waterfalls

Shout out for tubes

RE: Guru Nanak - Sikhism

Birth ceremonies, stories and images of Guru Nanak

Birth cards, Guru Nanak images



Lesson 2 Describe different layers of the rainforest collage



Collect leaves make and label a rainforest.

landuse Create posters



Sketching different materials shadow / blocking light: to sketch objects to show a third dimension.

experiments-for-kids/

JIGSAW Being me in the world	Getting to know each other	Our nightmare school	Our dream school	Rewards and consequences	Our learning charter	Owning our learning charter	Celebration on JIGSAW!
Computing	E-Safety LINK How to log on and getting to know equipment	Coding- Lesson 1 Using flowcharts	Coding – Lesson 2 Using timers	Coding – Lesson 3 Using Repeat	Coding – Lesson 4 Code, Test and Debug	Coding - Lesson 5 Design and Make Interactive Scene	Coding - Lesson 6 Design and Make Interactive Scene
PE	Football Sessions pass, head, dribble, play	Football Sessions pass, head, dribble, play	Football Sessions pass, head, dribble, play	Football Sessions pass, head, dribble, play	Football Sessions pass, head, dribble, play	Football Sessions pass, head, dribble, play	Football Sessions pass, head, dribble, play
Music							
CT check to do							